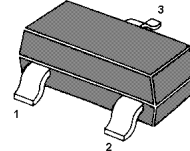
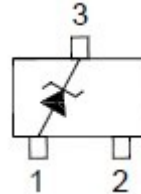


Silicon Epitaxial Planar Switching Diode

Features

- Small package
- Low forward voltage
- Fast reverse recovery time
- Small total capacitance



Marking Code: **5D**
SOT-23 Plastic Package

Applications

- Ultra high speed switching application

Absolute Maximum Ratings ($T_a = 25\text{ }^\circ\text{C}$)

Parameter	Symbol	Value	Unit
Maximum Peak Reverse Voltage	V_{RM}	85	V
Reverse Voltage	V_R	80	V
Average Rectified Forward Current	$I_{F(AV)}$	100	mA
Maximum Peak Forward Current	I_{FM}	300	mA
Non-repetitive Peak Forward Surge Current (10 ms)	I_{FSM}	2	A
Power Dissipation	P_{tot}	350	mW
Junction Temperature	T_j	150	$^\circ\text{C}$
Storage Temperature Range	T_{stg}	- 55 to + 150	$^\circ\text{C}$

Characteristics at $T_a = 25\text{ }^\circ\text{C}$

Parameter	Symbol	Max.	Unit
Forward Voltage at $I_F = 100\text{ mA}$	V_F	1.2	V
Reverse Current at $V_R = 80\text{ V}$	I_R	0.5	μA
Total Capacitance at $V_R = 0, f = 1\text{ MHz}$	C_T	3	pF
Reverse Recovery Time at $I_F = 10\text{ mA}$	t_{rr}	4	ns



CHINA BASE
INTERNATIONAL

SOT-23

MMBD193



www.china-base.com.hk

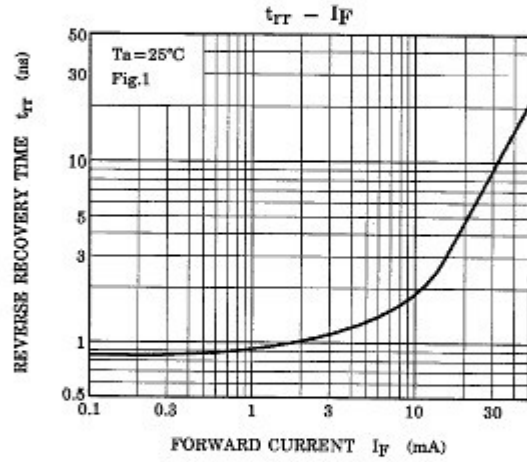
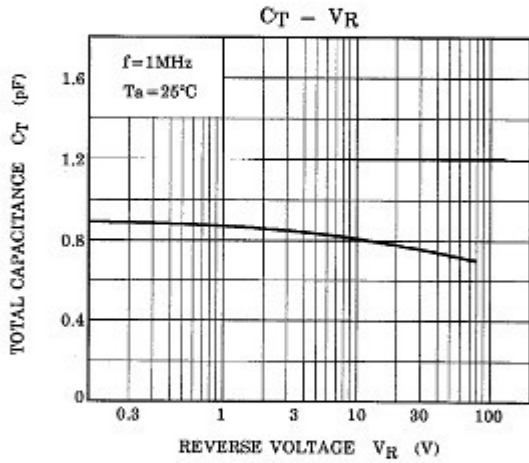
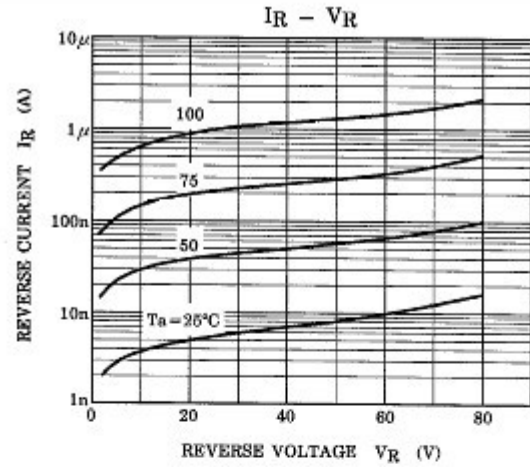
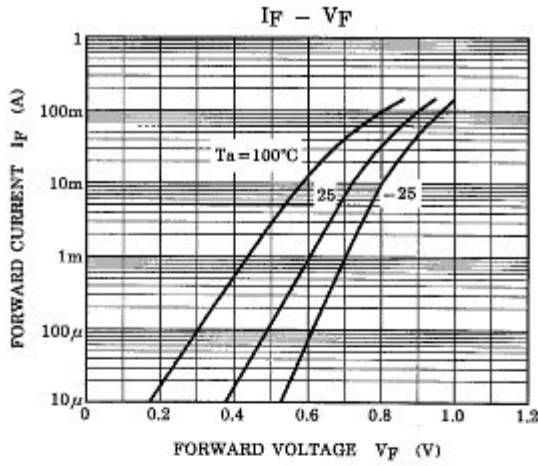
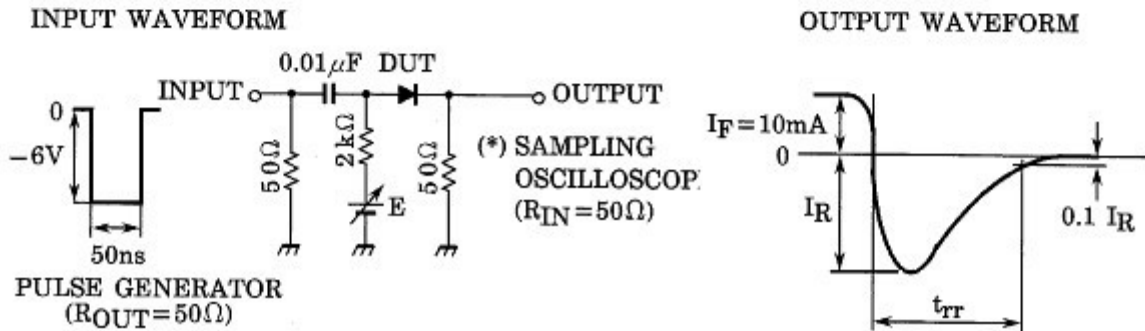


Fig.1 Reverse recovery time (t_{rr}) test circuit

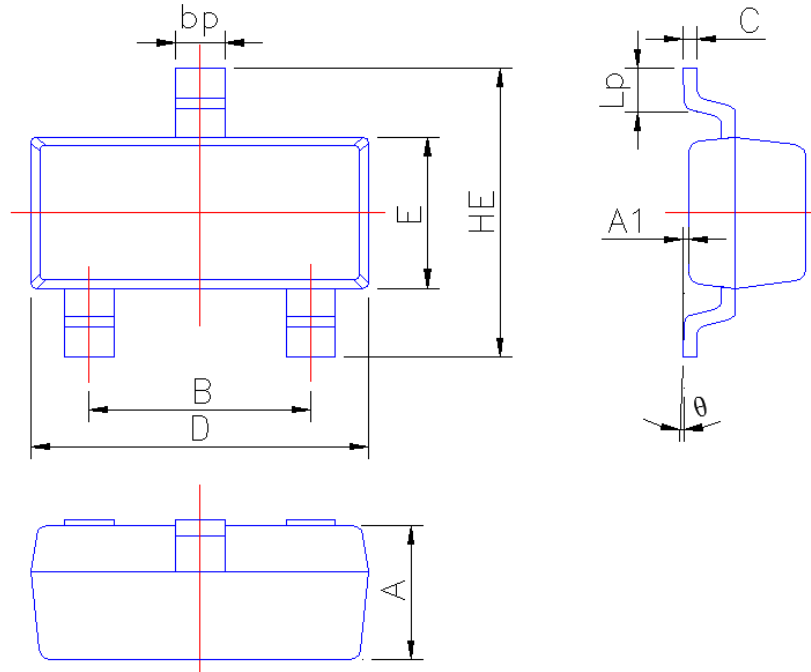




PACKAGE OUTLINE

Plastic surface mounted package; 3 leads

SOT-23



Symbol	Dimension in Millimeters	
	Min	Max
A	0.90	1.10
A1	0.013	0.100
B	1.80	2.00
bp	0.35	0.50
C	0.09	0.150
D	2.80	3.00
E	1.20	1.40
HE	2.20	2.80
Lp	0.20	0.50
θ	0°	5°